



TE TAI ŌHANGA
THE TREASURY

Kia ora!


Make your move to 'the coolest little capital in the world'

Why the Treasury?

As the government's lead economic and financial advisor, we provide advice to the government on its economic framework, its fiscal strategy and on achieving value for money from its investments. Our vision is to be a world-leading Treasury working towards higher living standards for New Zealanders. Every person at the Treasury has a role in achieving this.

The Treasury offers interesting, diverse and stimulating work that addresses the big opportunities and complex challenges facing New Zealand. We recognise excellence and support staff to develop their full potential. We offer a supportive work environment and encourage a positive work/life balance. This enables our people to have fun at work, and have a life outside of work.

Visit our [Careers](#) page to view current vacancies and find out more about working at the Treasury.





Why Wellington?

Wellington has been voted the most liveable city in the world – not once, but twice! It is also considered one of the safest cities in the world. Referred to as ‘the coolest little capital’, Wellington has more cafes, bars and restaurants per capita than New York and is home to national museums, galleries and theatres. The city combines the sophistication, cosmopolitan outlook and global reach of a capital city, along with the warmth and personality of a village.

Find out more about [Wellington life](#) and [what it's like to work in Wellington](#).



Want to know more about moving to Wellington?

Fun fact – 29% of Wellingtonians were born overseas. Should you wish to join us, there are many things to consider. For example where you will live, how you will get paid and how you will get to work on your first day. While we can't give you all the information, we can get you started with some considerations and websites to begin your research.



Ensure you are legally entitled to work in New Zealand

Explore [visa options](#), find a [licensed immigration adviser](#) to assist you, or ask us for more information about [Entity Services](#) – a licensed immigration adviser who offer migration packages.



Get ready for your move

Your one-stop-shop for relocation to New Zealand is the [NZ Ready](#) website. If you only look at one website, make this it. From opening a bank account and getting an IRD (tax) number, to driver licensing requirements and importing your pet, you will find it all at [NZ Ready](#).



Settle into your new home!

Finding your feet in a new city can be overwhelming. Knowing where to start is the first hurdle and at [New Zealand Now](#) you will find information about temporary accommodation, setting up a phone and internet connection, the cost of living, how to access healthcare and more.

You might also want to know about the [‘Kiwi way of working’](#) and what is generally expected of employees in the workplace. Plus, explore and [get around locally through our public transport services](#).



Cable car lookout to city
Photo: Jeff McEwan/Capture Studios
Images via WellingtonNZ.com



Gandalf at Weta Cave
Images via WellingtonNZ.com



Oriental Parade
Photo: PIVOT
Images via WellingtonNZ.com

Deutsche Bank named Wellington the city with the best quality of life in 2018. Wellington is New Zealand's centre of government and the world's southernmost capital city. It is also the country's cultural capital and the third most populous urban area in New Zealand. Read more [local facts and figures on the Wellington NZ website](#).



Support for you and your family

Relocation impacts not only you, but also your family. There are many organisations which can help to make the transition into New Zealand life easier. Here are some useful links.

- [English language lessons](#)
- [Translation services](#)
- [Employment support](#)
- [Volunteer opportunities](#)
- [Free help and advice for migrants](#)
- [Enrol your children in childcare, school or explore tertiary and adult education options](#)
- [Meet other newcomers](#)
- [Make like-minded local friends](#)



Be prepared

There's no doubt about it – New Zealand has some breath-taking scenery. From geysers and hot springs to mountains and glaciers, we enjoy some exciting geological action. This also means we live in earthquake country. But there's no need to be scared, everything you need to do to stay safe and be prepared can be found at the [Wellington Region Emergency Management](#) website.



Culture and language

Aotearoa (New Zealand) has three official languages – English, Māori and New Zealand Sign Language. Māori are the indigenous people of New Zealand and the Treaty of Waitangi, a partnership between the British Crown and Māori, is the foundation on which we work. Some Māori words have become part of our everyday language and we also have a few unique English words and sayings you won't find anywhere else in the world!

- Learn about [Māori culture, customs and Te Reo](#) (the language)
- [The Treaty of Waitangi](#)
- And 'bone up' on your [Kiwi slang](#)



Visa Wellington On a Plate – Dragonfly
Images via WellingtonNZ.com



Oriental Bay boatsheds
Images via WellingtonNZ.com



Hongi at Te Papa
Photo: Norman Heke
Images via WellingtonNZ.com

We know moving to New Zealand to work for the Treasury is a big decision to make. If you're interested in joining us, we would be happy to answer any questions you may have along the way – no matter how big or small. While we may not be able to answer them all, we will try to point you in the right direction. If you've seen a vacancy you're interested in, feel free to follow up the hiring manager for more information. Or contact our HR team on hr@treasury.govt.nz.



Wellington city at dawn, Images via WellingtonNZ.com




Top Tips

- Rental properties often come unfurnished in New Zealand (although whiteware may be provided). To find out about your rights when renting, you can visit [Tenancy Services](#).
- Consider shipping options – it might not be as expensive as you'd imagined. Remember to check what [documentation you need](#) and be aware of [items you might need to declare](#).
- [Opening up a New Zealand bank account](#) prior to leaving your home country can save you time and energy upon arrival into New Zealand.
- Apply for an IRD (tax) number as soon as you arrive in Wellington to avoid paying unnecessary fees.
- Kiwis love [Trademe](#) – NZ's #1 auction and classifieds site. Here, you can find a place to live, source furniture for your home, search job listings, buy a car and even choose a holiday house to rent for a few days or a week.
- On arrival, take a [free tour of the 'Beehive'](#) (our iconic parliament building) or visit [Te Papa](#) – the museum of New Zealand.
- Check out other [local sights and activities](#), such as Zealandia sanctuary, the Cable Car, Weta workshops, Oriental Bay and Cuba Street.
- And find out [what's happening in Wellington](#).


More info


Read more about what we do by visiting <https://treasury.govt.nz/publications>

Keep up to date with what we do

 [The Treasury – New Zealand](#)

 facebook.com/nztreasury

 [#nztreasury](#)

 [New Zealand Treasury](#)



TE TAI ŌHANGA
THE TREASURY