



# 2014 BUDGET

## Executive Summary

### *Managing a Growing Economy*

Hon Bill English, Minister of Finance

15 May 2014

Embargo: Contents not for communication in any form before 2:00pm on Thursday 15 May 2014.

New Zealand Government

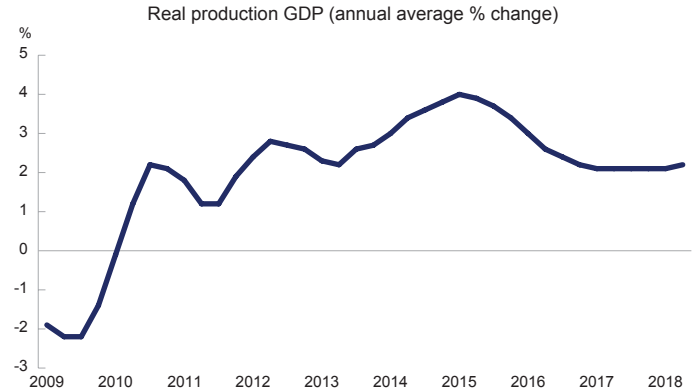
ISBN: 978-0-478-42175-0 (Online) 978-0-478-42174-3 (Print), PURL: <http://purl.oclc.org/nzt/b-1656>, Treasury URL: [www.treasury.govt.nz/budget/2014/execsumm](http://www.treasury.govt.nz/budget/2014/execsumm)

# The economy continues to grow

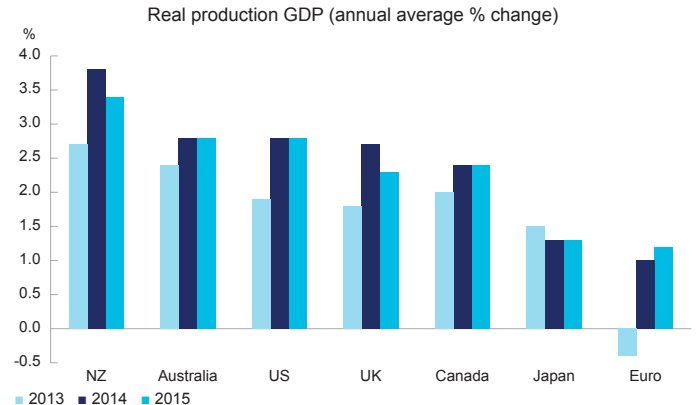
Budget 2014 looks ahead to build on the hard work done by New Zealand households and businesses over the past five years.



GDP is forecast to grow between 2 and 4 per cent...



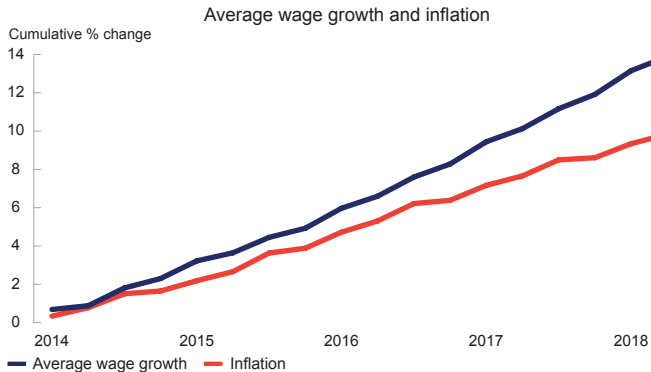
...faster than many of our trading partners



**Employment** is rising. The Treasury forecasts an additional 170,000 people in work by mid-2018



Average annual **wages** are expected to rise by \$7,600 (almost 14 per cent) to \$62,300 by 2018, compared to inflation of less than 10 per cent



**Our aim is a long period of steady growth delivering pay rises and more jobs every year, rather than a shorter period of unsustainable growth.**

Over the past year, 84,000 more people have jobs. Average weekly wages have gone up by 3.2 per cent, while inflation has been just 1.5 per cent.

This momentum is forecast to continue for the next four years.

Our challenge is to lock in these hard-won gains; to assemble the capital, the people and the skills to take advantage of our improving prospects to secure a brighter future for New Zealand families. The Government has a clear plan based around its four key priorities:

- 1 Responsibly manage the Government's finances**
- 2 Build a more productive and competitive economy**
- 3 Deliver better public services**
- 4 Rebuild Christchurch**

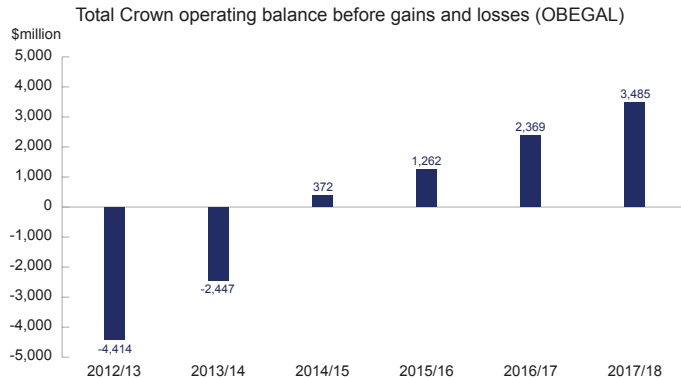
# 1. Responsibly managing the Government's finances

**The Budget confirms the Government is on track to achieve its surplus and debt targets.**

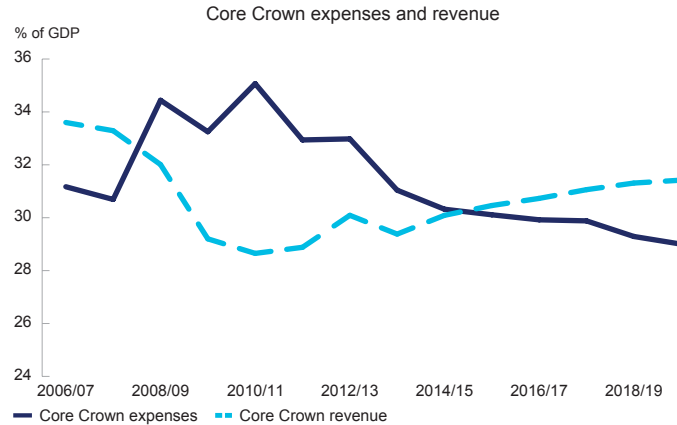
New spending of \$5.7 billion over the current year and the next four is financed in part by \$1.6 billion of reprioritisation and revenue raising initiatives.

Tax revenue has increased as the economy has recovered. But the fiscal turnaround has been achieved largely by expenditure restraint that targets value and results.

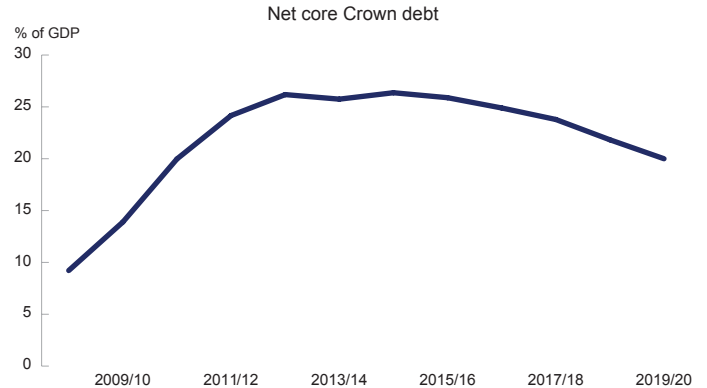
Fiscal deficits have been reversed



Spending restraint will lead to growing surpluses...



...so debt falls to 20 per cent of GDP by 2020



**Over the next four years the Government will continue to focus on achieving better results as the main way of restraining future government expenditure.**

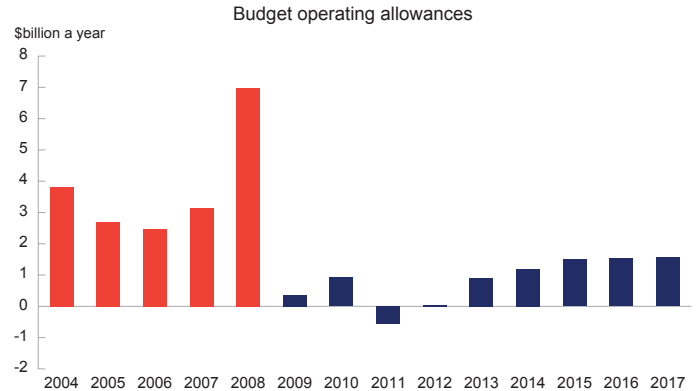
The improving fiscal outlook means there is room to increase future operating allowances while remaining on track to reduce debt to 20 per cent in 2019/20.

Operating allowances from Budget 2015 will be \$1.5 billion a year, growing at 2 per cent for Budgets thereafter. This is a moderate increase that will provide the Government with options around investment in public services and modest tax reductions. Treasury advises this will not materially affect interest rates.

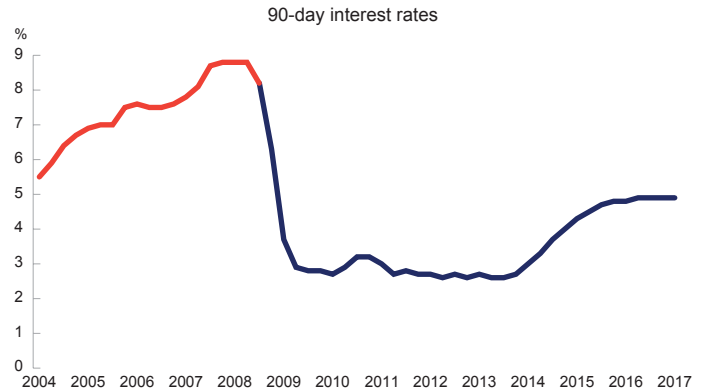
These allowances are well below those adopted in the mid-2000s. This means lower interest rate rises, **less pressure on households** with debt, **more investment** in productive business and **less pressure on the exchange rate** for our exporters.

Longer-term projections show net debt dropping to 20 per cent of GDP in 2019/20, in line with the Government's target. This includes the impact of resuming full contributions to the New Zealand Superannuation Fund in 2019/20.

**Future Budget allowances are set at sustainable levels...**



**...which is helping to take pressure off interest rates**



## 2. Building a productive and competitive economy

Looking ahead, there are significant opportunities for New Zealand as countries in the Asia-Pacific region develop rapidly and demand more of what we produce.

The Government's Business Growth Agenda sets out a wide-ranging programme of micro-economic reforms to help businesses perform well, particularly in the tradable and export sectors.



New Zealand can take its opportunities if we support people and businesses to invest and grow, create new products and services and sell more of them to the world.

The Budget helps businesses and households by cutting costs and limiting upwards pressure on interest rates:

- Moderate new spending allowances – we're on track to surplus and debt reduction.
- Freeing up housing supply to make housing more affordable.
- Subject to consultation, ACC levy reductions of around \$480 million in 2015/16, mainly through the motor vehicle levy. This is in addition to the nearly \$1 billion that annual levies have fallen by since 2011/12.



New initiatives and policies to boost economic performance:

- A \$375 million loan to the New Zealand Transport Agency to kick-start \$815 million of Auckland Transport projects, further reducing Auckland congestion.
- \$69 million extra over four years for New Zealand Trade and Enterprise.
- \$57 million extra over four years for contestable science funding.
- \$58 million in increased tax deductions for R&D by start-up firms.
- 6,000 extra places in the apprenticeship reboot.

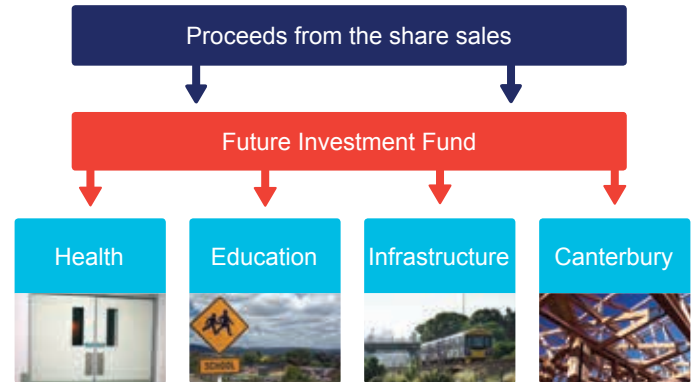
The Budget also includes a package to improve the competitiveness of our tertiary education sector:

- \$83 million extra of additional science, agriculture and health science funding.
- \$53 million to establish three extra Centres of Research Excellence from 2016.

We're improving social and affordable housing:

- Temporarily removing tariffs and duties on building materials, reducing construction costs by \$3,500 for a standard home.
- A \$30 million boost to the Social Housing Fund from 2015/16 to help the community housing sector provide homes for high-need families.
- Freeing up housing supply.

**The Government share offer programme is now complete, with \$4.7 billion raised for new capital spending through the Future Investment Fund.**



Budget 2014 allocates a further \$1 billion of new capital from the Future Investment Fund:

- \$200 million for health sector projects.
- \$198 million for KiwiRail.
- \$172 million for school property expansion.
- \$40 million to invest in irrigation infrastructure.

Almost \$3 billion over three Budgets has been allocated from the Future Investment Fund. The remaining \$1.7 billion will be allocated in the 2015 and 2016 Budgets.

### 3. Delivering better public services

**The Budget provides significant extra support for families and young children who most need our care and protection.**

This includes a \$500 million package to support families:

- \$172 million to extend paid parental leave:
  - Additional four weeks, starting with a two-week extension from 1 April 2015, and another two weeks from 1 April 2016.
  - Extend eligibility of paid parental leave to caregivers other than parents (for example, “Home for Life” caregivers) and to extend parental leave payments to people in less-regular jobs or who recently changed jobs.
- \$42 million to increase the parental tax credit from \$150 a week to \$220 a week and increase the payment period from eight to 10 weeks from 1 April 2015.
- \$90 million to provide free GP visits and prescriptions for children aged under 13, starting on 1 July 2015.
- \$156 million to help early childhood centres remain affordable and increase participation towards the Government's 98 per cent target.
- \$33 million in 2014/15 to help vulnerable children, including eight new Children's Teams to identify and work with at-risk children, screening of people who work with children, and additional resources to support children in care.

### Educational achievement is improving.

New education funding of \$858 million over 2013/14 and the next four years (taking total early childhood and school spending to \$10.1 billion in 2014/15) to lift the achievement of students and strengthen the teaching profession, including:

- \$359 million to invest in educational success by strengthening leadership and quality teaching across schools.
- A further \$85 million for schools' operational grants.
- \$111 million of operating funding to support school property development.





**The Government has found that much more can be achieved, particularly for the most vulnerable and the most dependent, by spending taxpayers' money more carefully and deliberately.**

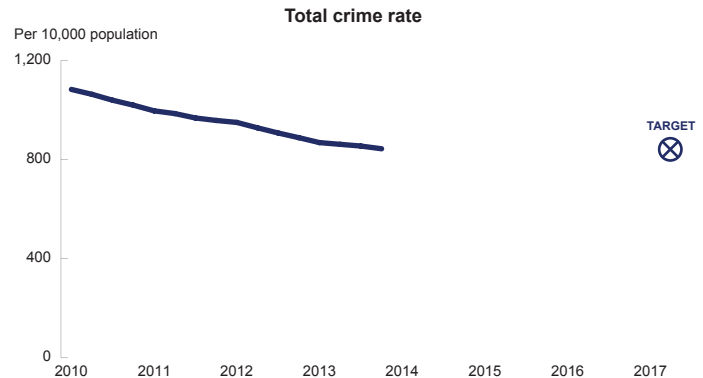
The Government is committed to identifying those people most in need and delivering essential support. We are willing and able to spend more now to improve long-term social and economic outcomes. What is good for communities is good for the Government's books.

The Government is making progress on the 10 challenging Better Public Services results it committed itself to achieve over the next two to four years.

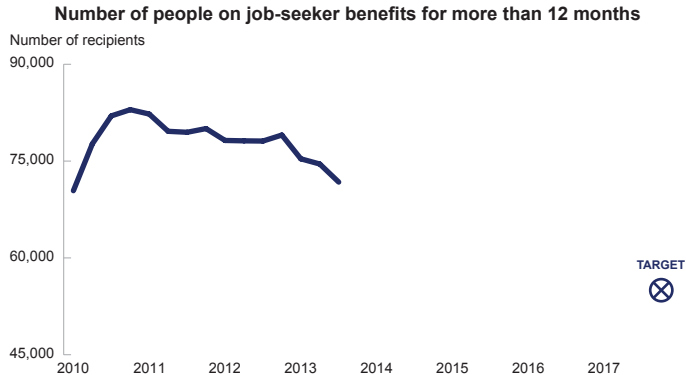
- Reducing long-term welfare dependence.
- Supporting vulnerable children.
- Boosting skills and employment.
- Reducing crime.
- Improving interaction with government.

**We're making good progress in reducing crime.**

Targeted prevention and addressing the drivers of reoffending means **the crime rate has fallen by 20 per cent** over the past four years. This means fewer victims, less social distress, and less government spending in the long run, with the average cost of a prisoner at around \$97,000 a year.



## Welfare dependence is falling, helping people improve their lives and reducing the Government's future financial liability.



The Government's welfare reforms have already made a significant difference, with nearly 15,000 fewer people on benefits now than there were 12 months ago. New funding in the Budget includes:

- \$100 million over four years to support people off benefits and into work.
- \$22 million over four years for community budget services.
- \$15 million over three years for Whānau Ora navigators to work with and support whānau and families.

The Budget also includes \$1.8 billion more to improve front-line health services, taking the annual health budget to \$15.6 billion in 2014/15.

- \$1.1 billion to meet demographic growth and cost pressures.
- \$110 million for 4,000 additional elective surgery procedures, including \$10 million for additional bariatric surgery procedures.
- \$96 million for increased home-based support.
- \$40 million for a new Healthy Families NZ campaign to encourage New Zealanders to eat healthier and exercise more.
- \$40 million to support aged care, including people with Alzheimer's or dementia.
- \$10 million for better oral health in children and adolescents.

Other new initiatives include:

- \$27 million extra to prevent the spread of Kauri Dieback, and \$20 million to help the management of our natural environment including freshwater resources.
- \$101 million in 2014/15 to the New Zealand Defence Force to meet its domestic and international humanitarian, aid and military commitments, part of a larger investment of \$535 million over four years.

## 4. Rebuilding Christchurch

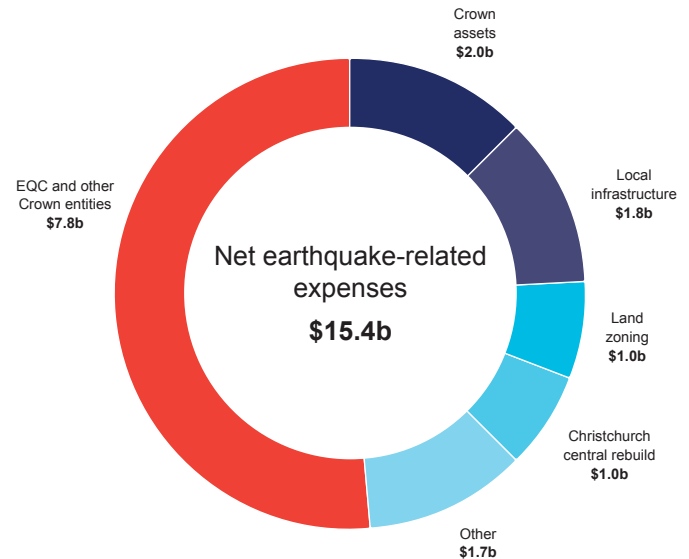
Since the first earthquake in September 2010, the Government has backed Cantabrians in the initial response, and now in the recovery and the rebuild.

The total cost of the rebuild has been estimated at \$40 billion and the Government's share will be significant.

On current estimates, the Government's contribution to the rebuild is expected to be \$15.4 billion, of which \$7.3 billion will be incurred by the Earthquake Commission, net of reinsurance proceeds.

The Government is paying an estimated \$9 million every working day in rebuild invoices. 53,000 home repairs have been completed by EQC. Horizontal infrastructure repairs in the central city are on track to be 90 per cent complete by year end. Our \$1 billion education renewal programme is delivering new and rebuilt classrooms across the city.

The Government has taken decisions on anchor projects, enabling tendering for them to start. Physical rebuilding has started on the redevelopment of the Avon River Precinct and East Frame.

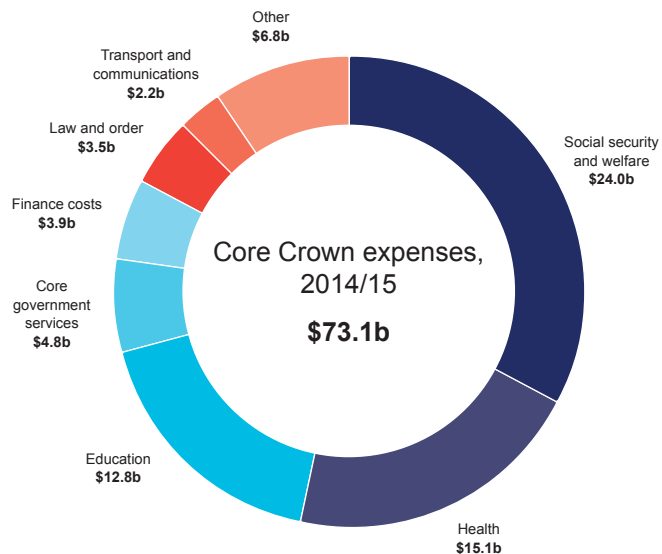


Budget 2014 includes:

- \$50 million over two years to support the work of the Canterbury Earthquake Recovery Authority.
- \$14 million extra for the Canterbury Social Support Fund.
- \$75 million from the Future Investment Fund for Canterbury housing development.

# Expenses in Budget 2014

Social security and welfare, health and education costs will make up over two-thirds of core Crown expenses in 2014/15.



## New operating spending, savings and revenue in Budget 2014

\$million	2013/14	2014/15	2015/16	2016/17	2017/18	Total
Health	6	422	471	440	460	1,799
Education	27	133	177	225	296	858
Social Development	5	94	63	62	61	285
Defence	1	102	95	171	171	540
Canterbury Earthquake Recovery	0	42	22	0	0	64
Business Growth Agenda	7	121	169	124	120	540
Other	17	159	171	148	135	629
Contingency	63	88	115	199	226	690
Families Package	17	106	115	125	147	510
<i>less funding in Health and Education</i>	<i>(17)</i>	<i>(64)</i>	<i>(61)</i>	<i>(50)</i>	<i>(70)</i>	<i>(263)</i>
<b>Total spending</b>	<b>124</b>	<b>1,202</b>	<b>1,337</b>	<b>1,444</b>	<b>1,545</b>	<b>5,652</b>

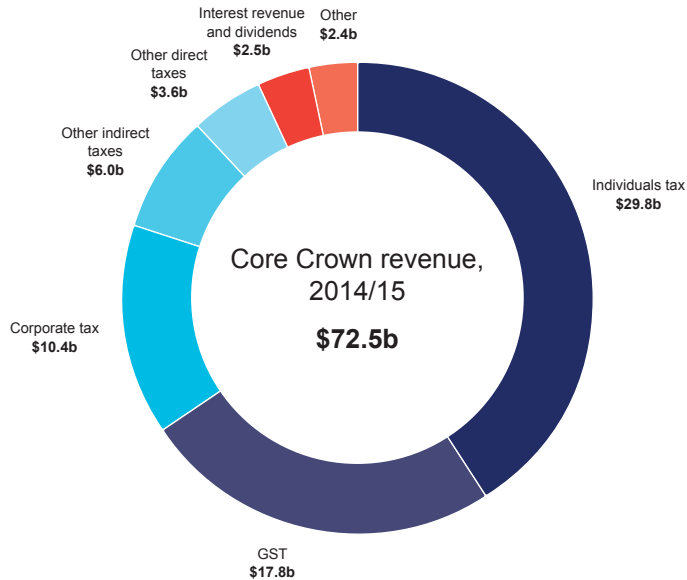
\$million	2013/14	2014/15	2015/16	2016/17	2017/18	Total
Reprioritisation within Votes	168	207	161	144	149	830
Transfer to other Votes	84	34	30	24	23	195
Revenue	0	96	157	156	156	565
<b>Total savings</b>	<b>252</b>	<b>334</b>	<b>348</b>	<b>325</b>	<b>328</b>	<b>1,590</b>

<b>Net new spending</b>	<b>(128)</b>	<b>865</b>	<b>988</b>	<b>1,119</b>	<b>1,217</b>	<b>4,062</b>
-------------------------	--------------	------------	------------	--------------	--------------	--------------



# Revenue in Budget 2014

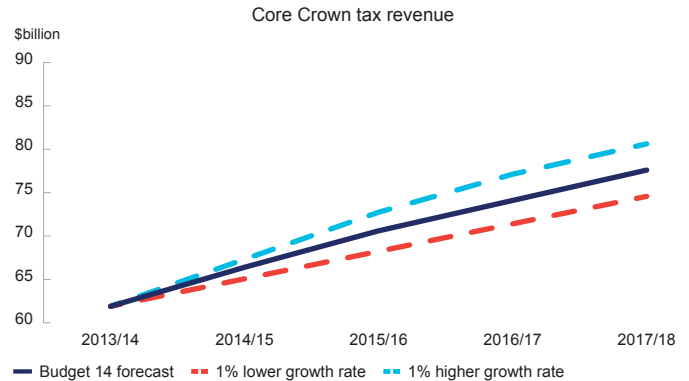
Individual, corporate and goods and services tax will make up over three-quarters of core Crown tax revenue in 2014/15.



## Who pays income tax, and how much

Annual individual taxable income, \$	Number of people		Tax paid	
	(000)	%	(\$m)	%
Zero	312	9	0	0
1 - 10,000	358	10	166	1
10,001 - 20,000	635	18	1,131	4
20,001 - 30,000	474	14	1,540	5
30,001 - 40,000	306	9	1,576	6
40,001 - 50,000	310	9	2,126	7
50,001 - 60,000	284	8	2,647	9
60,001 - 70,000	207	6	2,555	9
70,001 - 80,000	157	5	2,442	9
80,001 - 90,000	124	4	2,309	8
90,001 - 100,000	78	2	1,732	6
100,001 - 125,000	99	3	2,734	10
125,001 - 150,000	42	1	1,467	5
150,001+	86	2	6,164	22
<b>All</b>	<b>3,470</b>	<b>100</b>	<b>28,589</b>	<b>100</b>

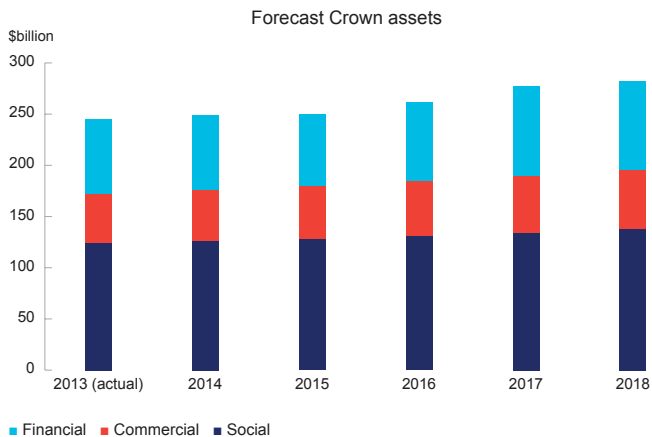
Revenue can be volatile compared to forecasts, and is highly dependent on nominal GDP growth



# The Crown's assets and liabilities

**In 2013/14, the value of the Crown's assets is expected to be \$246 billion. By 2017/18, total assets will have grown to \$282 billion.**

Significant growth in financial assets is forecast. The social portfolio is the single biggest component of the Crown's assets. Social assets are used to deliver public services, such as state highways, social housing, schools and hospitals.



**The Crown's total liabilities in 2013/14 are expected to be \$174 billion. These are forecast to grow to \$187 billion in 2017/18.**

Most of the Crown's liabilities are in the financial portfolio, which is largely composed of Crown borrowing and long-term liabilities.



# Guide to the Budget Documents

A number of documents are released on Budget day. The purpose of these documents is to provide information about the wider fiscal and economic picture and the Government's spending intentions for the year ahead. The Budget documents are as follows:

## Executive Summary

The *Executive Summary* is the overview of all the Budget information and contains the main points for the media and public. This summarises the Government's spending decisions and key issues raised in the *Budget Speech*, the *Fiscal Strategy Report*, and the *Budget Economic and Fiscal Update*.

## Budget Speech

The *Budget Speech* is the Minister of Finance's speech delivering the Budget Statement at the start of Parliament's Budget debate. The Budget Statement generally focuses on the overall fiscal and economic position, the Government's policy priorities and how those priorities will be funded.

## Fiscal Strategy Report

The *Fiscal Strategy Report* sets out the Government's fiscal strategy in areas such as the balance between operating revenues and expenses, and its debt objectives. The report includes fiscal trends covering at least the next 10 years and the Government's long term fiscal objectives.

The Government must explain changes in, and/or inconsistencies between, the *Fiscal Strategy Report*, the *Budget Policy Statement* and the previous year's *Fiscal Strategy Report*.

## Budget Economic and Fiscal Update

The *Update* includes Treasury's overall economic forecasts and the forecast financial statements of the Government, along with the implications of Government financial decisions and other information relevant to the fiscal and economic position.

## The Estimates of Appropriations

The *Estimates* outlines for the financial year about to start (the Budget year) expenses and capital expenditure the Government plans to incur on specified areas within each Vote, and capital injections it plans to make to individual departments. The *Estimates* is organised

on the basis of 10 sector volumes, with each Vote allocated to one sector. Supporting information in the *Estimates* summarises the new policy initiatives and trend information for each Vote and provides information on what is intended to be achieved with each appropriation in a Vote and how performance against each appropriation will be assessed and reported on after the end of the Budget year.

## The Supplementary Estimates of Appropriations and Supporting Information

The *Supplementary Estimates* outlines the additional expenses and capital expenditure required for the financial year about to end. The Supporting Information provides reasons for the changes to appropriations during the year, related changes in performance information and certain additional performance information for new appropriations.

## NZ Budget App

Smartphone and tablet users can also access the Budget documents through the NZ Budget App. The App is available on the Apple Store for iOS devices and the Google Play store for Android devices or see [www.treasury.govt.nz/budget/app](http://www.treasury.govt.nz/budget/app)

## Websites

These documents are available at [www.treasury.govt.nz](http://www.treasury.govt.nz) and [www.budget.govt.nz](http://www.budget.govt.nz)

## © Crown Copyright



This work is licensed under the Creative Commons Attribution 3.0 New Zealand licence. In essence, you are free to copy, distribute and adapt the work, as long as you attribute the work to the Crown and abide by the other licence terms.

To view a copy of this licence, visit <http://creativecommons.org/licenses/by/3.0/nz/>. Please note that no departmental or governmental emblem, logo or Coat of Arms may be used in any way which infringes any provision of the Flags, Emblems, and Names Protection Act 1981. Attribution to the Crown should be in written form and not by reproduction of any such emblem, logo or Coat of Arms.